
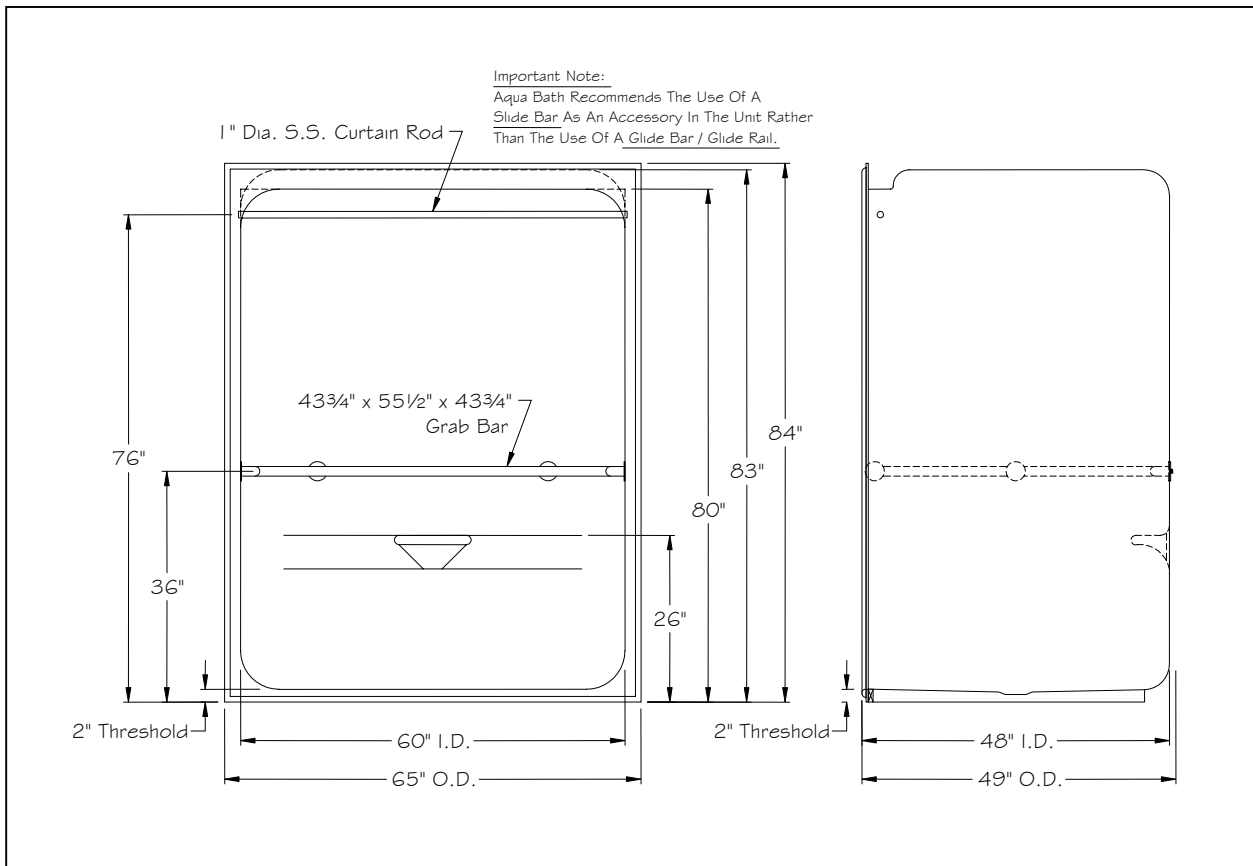


Top View - Right Hand Shown



For additional information, call the
Aqua Bath Customer Service
Department At 1-800-232-2284

Care Series
ADA Compliant
Submittal Data
C6548BF 2"



Front View and Right Side View

Note: Manufacturing Tolerance Of ($\pm 1/4$ ") Due To The Nature Of The Materials Used


Installation: Detailed installation instructions are contained in this catalog, and provided with each unit shipped. The field installation instructions must be followed as directed or may void manufacturers warranty.

Reference installation instructions for C6548BF 2".

ADA states that the threshold must be flush with the finished floor. Because of the threshold height, the unit must be installed in a pit to comply with ADA.

CARE SERIES

- **Model C6548BF 2"-L** valve on left.
- **Model C6548BF 2"-R** valve on right.
- Bath units designed for hospitals, nursing homes, rehabilitation centers, hotels, motels and residential applications.
- Shall accommodate a wheelchair or a shower chair.
- Meets ANSI A117.1, ADA Guidelines and other standards for accessibility
- Acrylic one-piece molded construction simplifies installation.
- Inside dimensions: 60" W x 48" D x 78" H.
- Can be furnished complete with valve, hand held shower set, curtain and hooks.
- Barrier-Free Shower System, U.S. Patent No.6,178,571 B1.
- 2" threshold for pit detail installation.
- 43 $\frac{3}{4}$ " x 55 $\frac{1}{2}$ " x 43 $\frac{3}{4}$ " x 1 $\frac{1}{2}$ " three wall wrap grab bar.
- **Vacuum-formed from .1875" one-piece sanitary grade acrylic.**
- *Manufacturing Tolerance Of ($\pm 1/4$ ") Due To The Nature Of The Materials Used.*



**For additional information, call the
Aqua Bath Customer Service
Department At 1-800-232-2284**

Please check with your local city and state for code compliancy. Aqua Bath's advertised ADA compliant units are based on our interpretation of the Americans with Disabilities Act 1991 Guidelines. Field alterations or improper installation could take the units out of compliance. Aqua Bath accepts no responsibility for final code compliance.

Roll-In Shower Stall

The shower enclosure shall be Aqua Bath model **C6548BF 2" acrylic** and be molded from a single sheet so as not to have any joints or seams, shall meet ANSI Z124.2. Shall meet ADA guidelines and other standards for accessibility. Unit shall have a backside flame spread of less than 30 (Class B). Shall be designed to be **ADA COMPLIANT** and **NAHB LISTED**.

The enclosure shall have inside dimensions of 60" W x 48" D x 78" H and outside dimensions of 65" W x 49" D x 84" H.

The approximate weight of the unit shall be 380lbs. The unit shall be formed with a patented recessed trench system so as to direct water to the center drain. **ADA states that the threshold must be flush with the finished floor. Because of the threshold height, the unit must be installed in a pit to comply with ADA.**

Standard Accessories:

- 1) One 43 $\frac{3}{4}$ " x 55 $\frac{1}{2}$ " x 43 $\frac{3}{4}$ " x 1 $\frac{1}{2}$ " diameter three wall wrap grab bar, fabricated from 18 gauge stainless steel with 1 $\frac{1}{2}$ " safety statute clearance, mounted with stainless steel bolts and secured from the rear with 3" x 3" x 11 gauge metal mounting plates.
- 2) 1" diameter, 18 gauge stainless steel curtain rod. After grab bar and curtain rod have been factory installed, they will be sealed from the backside making the unit completely waterproof.
- 3) Ribbed bottom for slip resistance (standard).
- 4) Self-caulking brass drain (fits 2" pipe) with stainless steel strainer **and drain is to be field installed.**

Available Accessories:

- 1) Hand held shower set (includes 60" flex hose, swivel connector, brass nipple, lock nut, wall outlet and vacuum breaker).
- 2) 24" slide bar, 30" slide bar or two (2) wall brackets installed on valve wall for use with hand held shower set.

Note: The determination of the use of slide bar or wall brackets to be installed in the unit is based upon the valve package chosen by the specifier for use in the unit. Aqua Bath recommends the use of a slide bar as an accessory in the unit rather than the use of a glide bar / glide rail.

- 3) Pressure balance or thermostatic control valve.
- 4) Shower curtain - antibacterial, with hooks.
- 5) Weighted shower curtain (patented), antibacterial, with hooks.
- 6) Dome light (factory drilled only, must be field installed and light shipped separately from unit).
- 7) **ASTM F462 non-slip bottom. (* When the ASTM F462 bottom is specified with the center drain location, it will re-configure the trench drain system. A signed off approval is required for the bottom re-configuration.**

Modifications:

Received and / or approved by:

Name: _____

Company: _____

Title: _____

Phone: _____

Date: _____